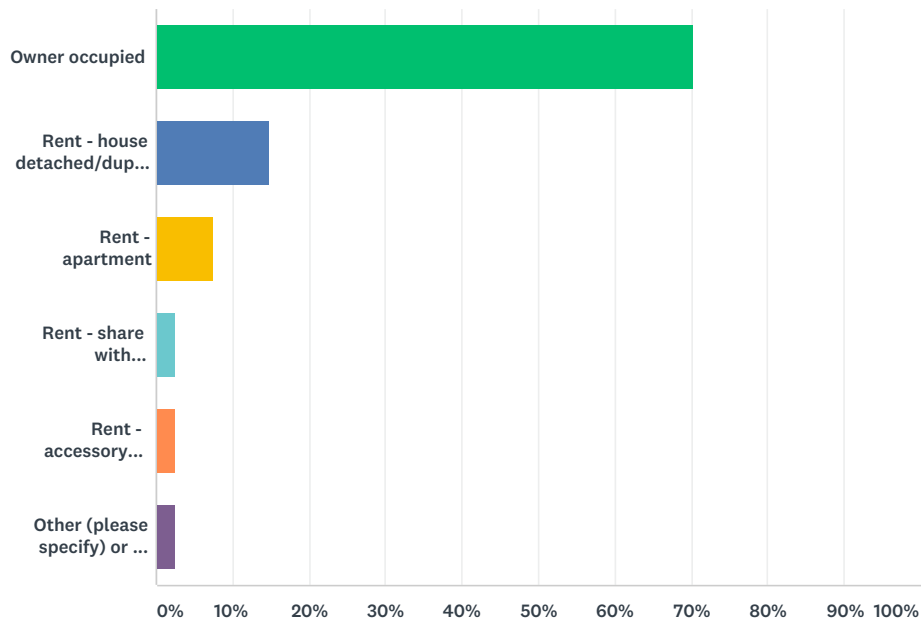


Q1 What is your current housing situation?

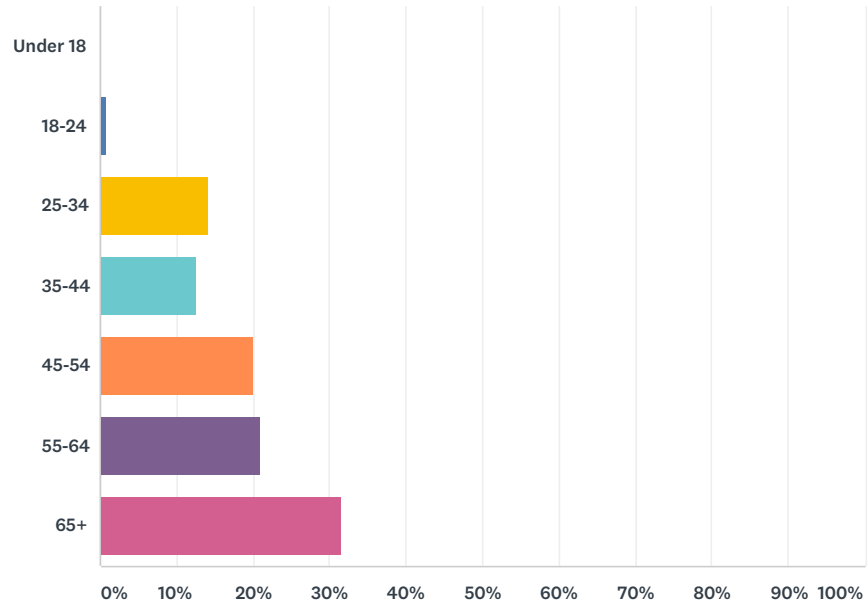
Answered: 121 Skipped: 1



ANSWER CHOICES	RESPONSES	
Owner occupied	70.25%	85
Rent - house detached/duplex/triplex	14.88%	18
Rent - apartment	7.44%	9
Rent - share with housemates/rent a room	2.48%	3
Rent - accessory dwelling unit (ADU) "granny-flat"	2.48%	3
Other (please specify) or if fit more than one category.	2.48%	3
TOTAL		121

Q2 What is your age?

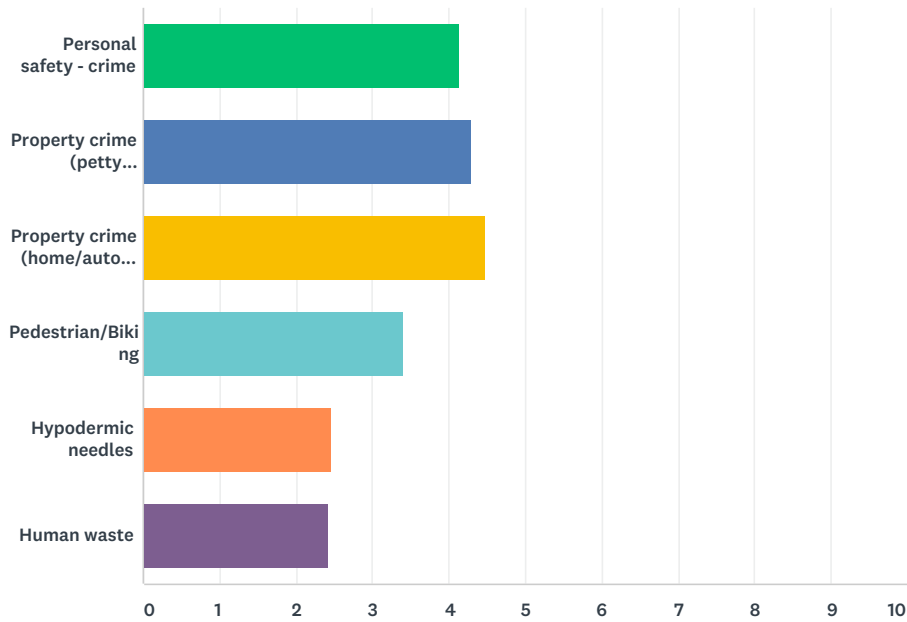
Answered: 120 Skipped: 2



ANSWER CHOICES	RESPONSES	
Under 18	0.00%	0
18-24	0.83%	1
25-34	14.17%	17
35-44	12.50%	15
45-54	20.00%	24
55-64	20.83%	25
65+	31.67%	38
TOTAL		120

Q3 In general, what are your top public safety concerns as a JWN resident? Rank from highest to lowest.

Answered: 119 Skipped: 3



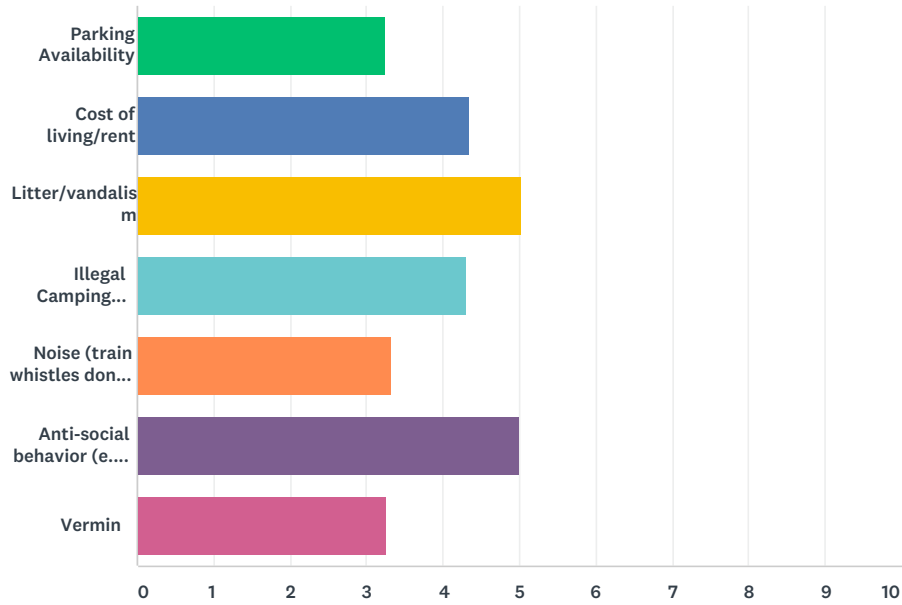
	1	2	3	4	5	6	TOTAL	SCORE
Personal safety - crime	30.09% 34	15.93% 18	15.04% 17	24.78% 28	5.31% 6	8.85% 10	113	4.14
Property crime (petty theft/bike)	15.04% 17	33.63% 38	29.20% 33	13.27% 15	5.31% 6	3.54% 4	113	4.29
Property crime (home/auto burglary)	26.32% 30	29.82% 34	24.56% 28	7.89% 9	7.02% 8	4.39% 5	114	4.47
Pedestrian/Biking	18.10% 21	11.21% 13	17.24% 20	24.14% 28	6.90% 8	22.41% 26	116	3.42
Hypodermic needles	4.59% 5	5.50% 6	7.34% 8	12.84% 14	54.13% 59	15.60% 17	109	2.47
Human waste	8.93% 10	6.25% 7	7.14% 8	16.07% 18	18.75% 21	42.86% 48	112	2.42

**Q4 Is there something you would like to share concerning public safety?
Perhaps we left something out?**

Answered: 69 Skipped: 53

Q5 What are your top quality of life concerns as a JWN resident? Rank for highest to lowest.

Answered: 120 Skipped: 2



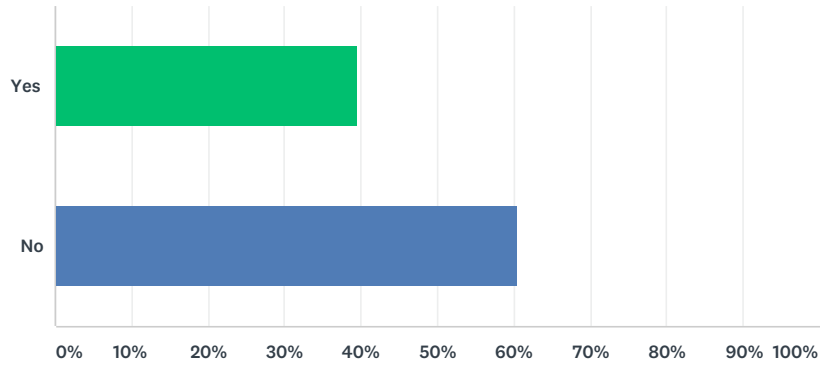
	1	2	3	4	5	6	7	TOTAL	SCORE
Parking Availability	8.26% 9	12.84% 14	7.34% 8	12.84% 14	11.01% 12	21.10% 23	26.61% 29	109	3.25
Cost of living/rent	30.97% 35	7.08% 8	7.96% 9	11.50% 13	18.58% 21	11.50% 13	12.39% 14	113	4.36
Litter/vandalism	18.26% 21	17.39% 20	32.17% 37	18.26% 21	7.83% 9	6.09% 7	0.00% 0	115	5.02
Illegal Camping (vehicle, open space)	13.76% 15	21.10% 23	12.84% 14	17.43% 19	12.84% 14	13.76% 15	8.26% 9	109	4.31
Noise (train whistles don't count!)	9.17% 10	7.34% 8	9.17% 10	13.76% 15	20.18% 22	22.02% 24	18.35% 20	109	3.32
Anti-social behavior (e.g. public drug use/smoking, belligerence)	22.32% 25	23.21% 26	19.64% 22	15.18% 17	8.93% 10	7.14% 8	3.57% 4	112	4.99
Vermin	4.42% 5	14.16% 16	12.39% 14	9.73% 11	17.70% 20	15.04% 17	26.55% 30	113	3.27

Q6 Is there something you would like to share concerning general quality of life issues. Perhaps we left something out?

Answered: 55 Skipped: 67

Q7 Have you been to a JWN event or meeting in the last 12 months?

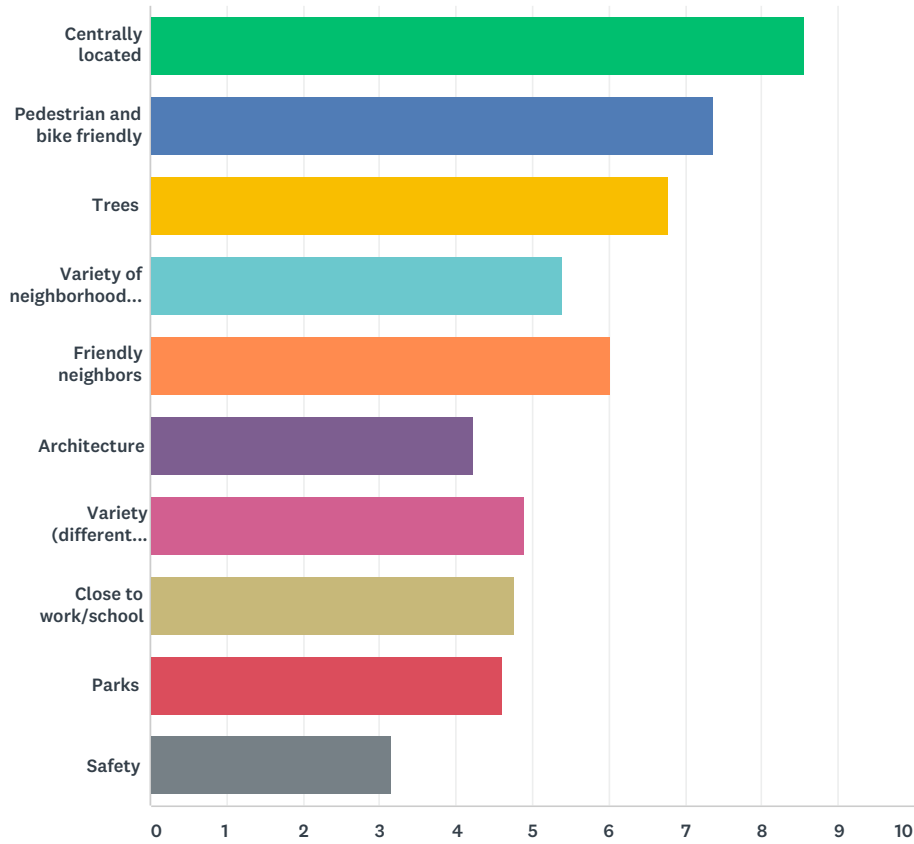
Answered: 119 Skipped: 3



ANSWER CHOICES	RESPONSES	
Yes	39.50%	47
No	60.50%	72
TOTAL		119

Q8 What do you like the most about the JWN? Hard choice, but rank from highest to lowest.

Answered: 119 Skipped: 3



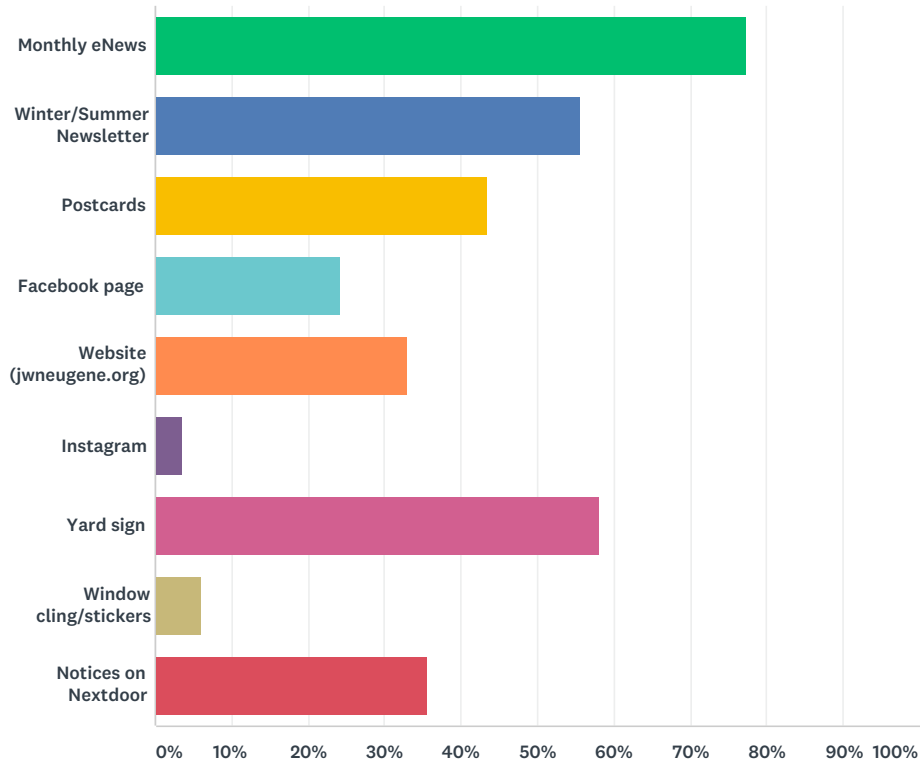
	1	2	3	4	5	6	7	8	9	10	TOTAL
Centrally located	53.85% 63	17.95% 21	7.69% 9	5.98% 7	4.27% 5	1.71% 2	1.71% 2	0.85% 1	1.71% 2	4.27% 5	117
Pedestrian and bike friendly	11.61% 13	32.14% 36	18.75% 21	10.71% 12	5.36% 6	5.36% 6	4.46% 5	7.14% 8	3.57% 4	0.89% 1	112
Trees	3.51% 4	14.91% 17	23.68% 27	17.54% 20	18.42% 21	9.65% 11	6.14% 7	1.75% 2	2.63% 3	1.75% 2	114
Variety of neighborhood businesses	1.82% 2	7.27% 8	10.00% 11	18.18% 20	12.73% 14	12.73% 14	14.55% 16	10.00% 11	7.27% 8	5.45% 6	110
Friendly neighbors	9.82% 11	7.14% 8	11.61% 13	10.71% 12	15.18% 17	19.64% 22	13.39% 15	7.14% 8	2.68% 3	2.68% 3	112
Architecture	5.36% 6	4.46% 5	2.68% 3	8.04% 9	10.71% 12	12.50% 14	11.61% 13	9.82% 11	14.29% 16	20.54% 23	112
Variety (different types of people, places)	5.36% 6	2.68% 3	9.82% 11	9.82% 11	9.82% 11	12.50% 14	16.96% 19	15.18% 17	12.50% 14	5.36% 6	112
Close to work/school	7.27% 8	9.09% 10	8.18% 9	7.27% 8	11.82% 13	6.36% 7	6.36% 7	10.91% 12	12.73% 14	20.00% 22	110
Parks	1.79% 2	3.57% 4	9.82% 11	8.93% 10	9.82% 11	11.61% 13	13.39% 15	18.75% 21	20.54% 23	1.79% 2	112
Safety	2.73% 3	4.55% 5	1.82% 2	3.64% 4	2.73% 3	7.27% 8	10.00% 11	14.55% 16	19.09% 21	33.64% 37	110

Q9 Is there something you would like to share concerning what you like about our neighborhood. Perhaps we left something out?

Answered: 47 Skipped: 75

Q10 What JWN media have you accessed/read/seen in the last 12 months? Check all that apply.

Answered: 115 Skipped: 7



ANSWER CHOICES	RESPONSES	
Monthly eNews	77.39%	89
Winter/Summer Newsletter	55.65%	64
Postcards	43.48%	50
Facebook page	24.35%	28
Website (jwneugene.org)	33.04%	38
Instagram	3.48%	4
Yard sign	58.26%	67
Window cling/stickers	6.09%	7
Notices on Nextdoor	35.65%	41
Total Respondents: 115		

Q11 What would you like to see Jefferson Westside Neighbors work on over the next year?

Answered: 64 Skipped: 58

Q12 Now that you told us what we should work on, are you Interested in volunteering for the neighborhood? Give us your name and email to get added to our low traffic volunteer's email list.

Answered: 29 Skipped: 93

ANSWER CHOICES	RESPONSES	
Name	100.00%	29
Company	0.00%	0
Address	0.00%	0
Address 2	0.00%	0
City/Town	0.00%	0
State/Province	0.00%	0
ZIP/Postal Code	0.00%	0
Country	0.00%	0
Email Address	89.66%	26
Phone Number	0.00%	0